



## CORRECTION

May 12, 2026



### RECOMMENDED STOCK

Ticker: SAB

### ANALYST-PINBOARD

Update on Banking sector

**MARKET AND TRADING STRATEGY**

**MARKET COMMENTARY**

- The market recorded a relatively sharp decline as the VN-Index lost the 1,900 mark, closing at 1,895.5. Intraday developments showed that selling pressure became dominant as the market failed to sustain its green hue despite an attempted rally early in the session. Liquidity increased compared to the previous session, reflecting profit-taking pressure near the historical peak.
- Losing the 1,900 psychological support level, combined with a synchronized decline across various sectors, indicates that market sentiment has temporarily shifted to a cautious state following a series of gaining sessions. The next support zone is currently around the 1,875 mark.

**TRADING STRATEGY**

- Investors should slow down and observe supply and demand dynamics at the support zone.
- Although the bullish structure is still supported by major moving averages, Investors should remain alert to potential risks in certain stock groups. For now, priority should be given to risk management and protecting gains, avoiding overbought positions.
- Regarding new purchases, Investors should patiently wait for signals of market equilibrium or for strong support levels in stocks with solid fundamentals that have shown positive performance recently.

**VN-INDEX TECHNICAL SIGNALS**

**TREND: SIDEWAY**

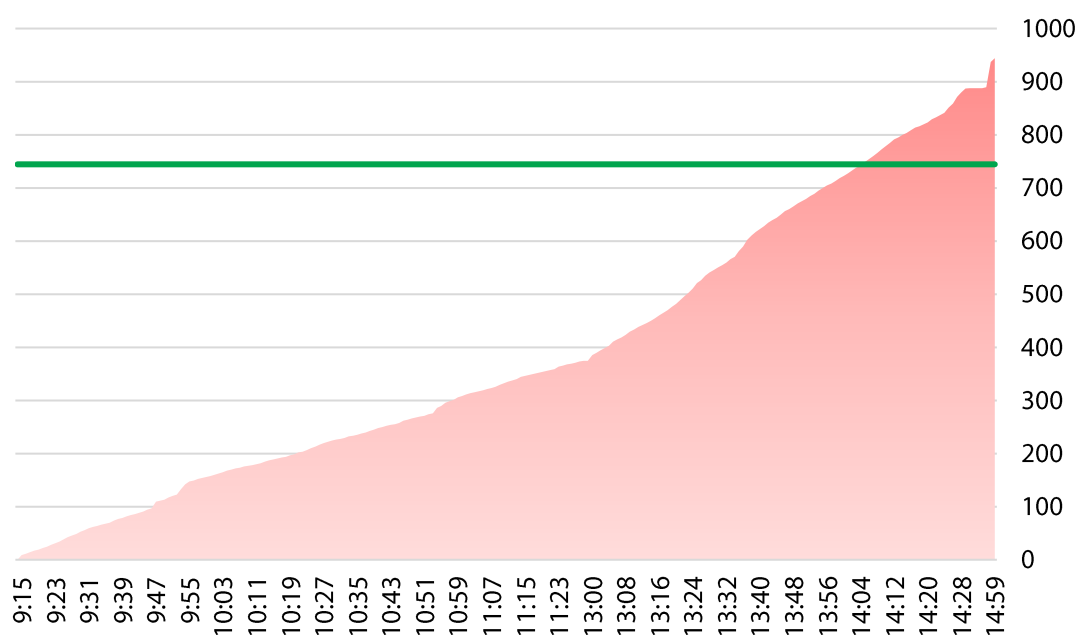


**MARKET INFOGRAPHIC**

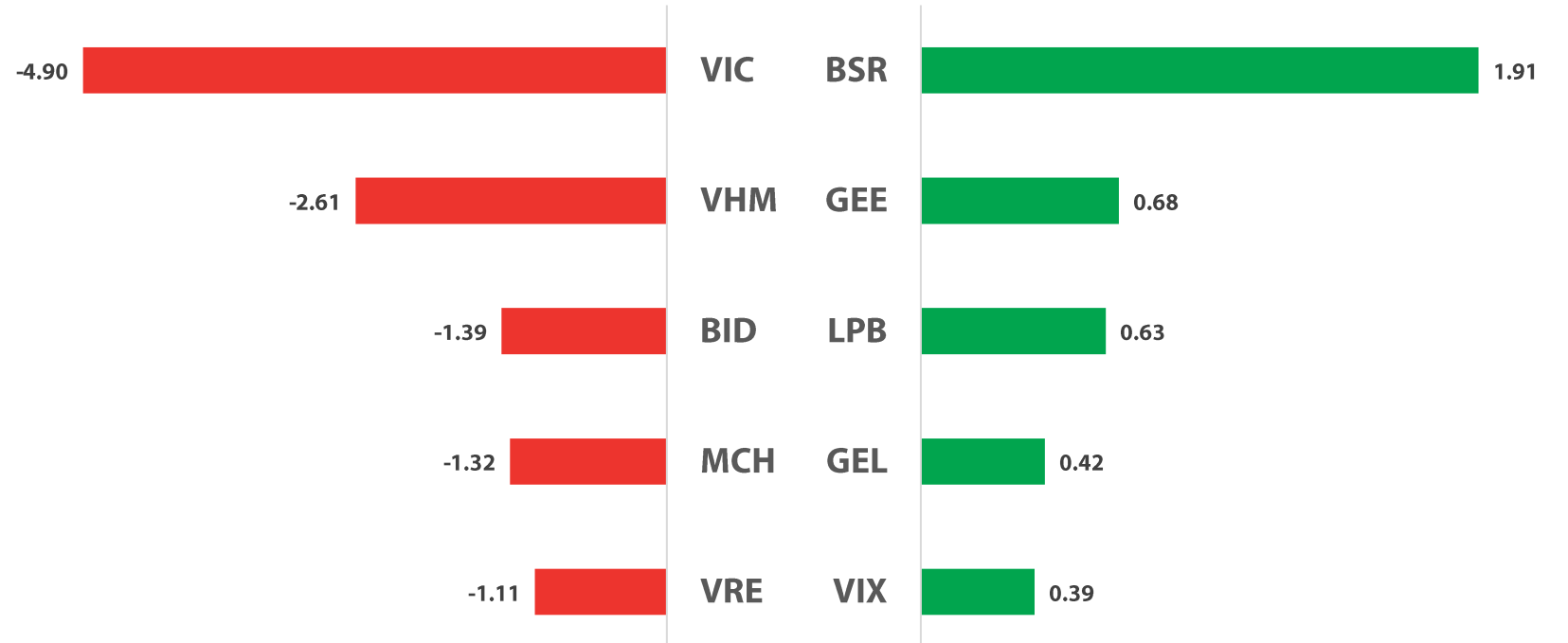
May 11, 2026

**TRADING VOLUME (MILLION SHARES)**


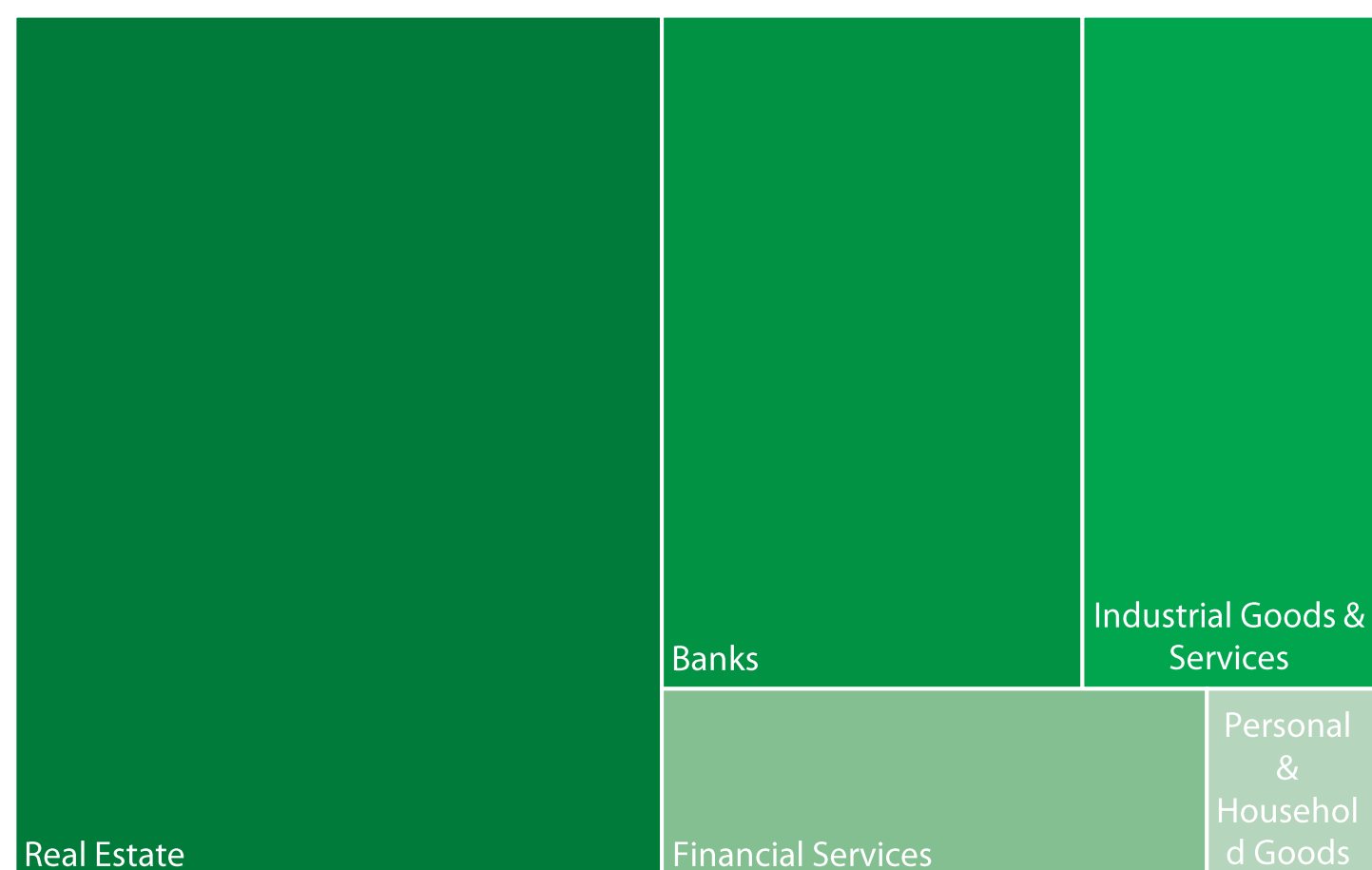
Vol (red line) Vol Avg 30 days (green line)



**TOP STOCKS CONTRIBUTING TO THE INDEX (POINT)**



**TOP SECTOR CONTRIBUTING TO THE INDEX (%)**



**Saigon Beer - Alcohol - Beverage Corporation**

SAB

▶ HSX

---

TARGET PRICE

---

55,000 VND

**Recommendation – BUY**

Recommended Price (12/05/2026) (*)	46,000 - 47,000
<b>Short-term Target Price 1</b>	<b>50,000</b>
Expected Return 1 (at recommended time):	▲ 6.4% - 8.7%
<b>Short-term Target Price 2</b>	<b>55,000</b>
Expected Return 2 (at recommended time):	▲ 17.0% - 19.6%
<i>Stop-loss</i>	44,400

**STOCK INFO**

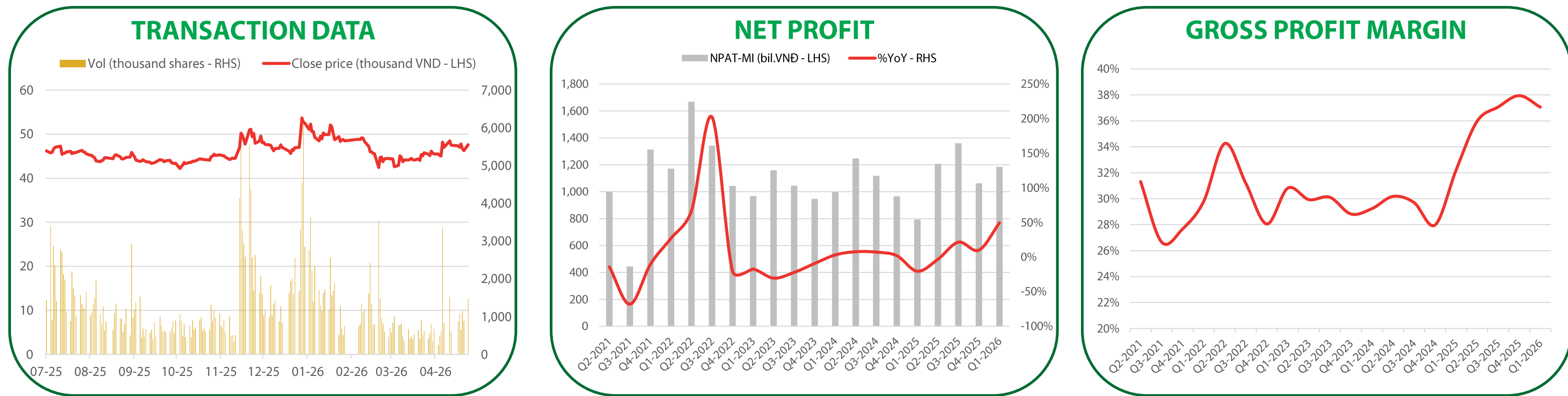
Sector	Food & Beverage
Market Cap (VND bn)	59,832
Current Shares O/S (mn shares)	1,283
3M Avg. Volume (K)	1,036
3M Avg. Trading Value (VND Bn)	49
Remaining foreign room (%)	58.50
52-week range ('000 VND)	42.202 – 53.700

(\* Recommendation is made before the trading session)

**INVESTMENT THESIS**

- In the first quarter of 2026, Sabeco recorded net revenue of 6,457 billion VND, a 11.1% increase compared to the same period last year. The beer segment remained the primary driver, contributing 6,046 billion VND (+11.0% yoy). Gross profit reached 2,405 billion VND (+28.5% yoy), with a gross margin of 37.2%. Notably, NPAT-MI stood at 1,185 billion VND, representing a significant growth of 49.4% yoy, bringing the net profit margin to 18.3%. By the end of Q1, the company achieved 22.3% of its revenue target and 25.2% of its NPAT target for the 2026 business plan.
- The positive results were driven by a combination of volume recovery and cost optimization. Beer volume grew against a low base, aided by the Lunar New Year falling in February. Average selling prices (ASP) increased by 5-10% since Q3/2025 to offset inflation. Furthermore, the beer gross margin surged by 7.2 percentage points to 40.2% as SAB benefited from low-cost inventory (malt and aluminum cans) locked in for the 2026 cycle. Operating efficiency also improved, with SG&A expenses/revenue decreasing by 0.4 percentage points due to front-loaded marketing in Q4/2025. Additionally, net financial income rose 64.5% yoy to 250 billion VND thanks to higher deposit interest and reduced one-off costs.
- The growth outlook for 2026 is supported by recovering consumer demand and effective cost management. Key growth drivers include major events such as the World Cup and Tet, alongside a projected ASP increase of 2.0-5.0% from late 2025. Profitability is expected to remain robust as the company continues to utilize favorable raw material contracts compared to the previous year.

**KEY FINANCIAL INDICATORS**



**TECHNICAL VIEW**

- SAB has recorded positive signs after several exploratory sessions above the MA(200). Simultaneously, this move is gradually confirming the breakout signal from April 23, 2026. While volatility may persist, SAB is expected to find support during pullbacks and maintain the opportunity to gradually return to an upward momentum in the near future.
- Support: 46,000 VND.
- Resistance: 55,000 VND.



**Ticker** **Technical Analysis**

**PVT**  
Sideway

<b>Support</b>	<b>Current Price</b>	<b>Resistance</b>
22.0	22.7	26.0

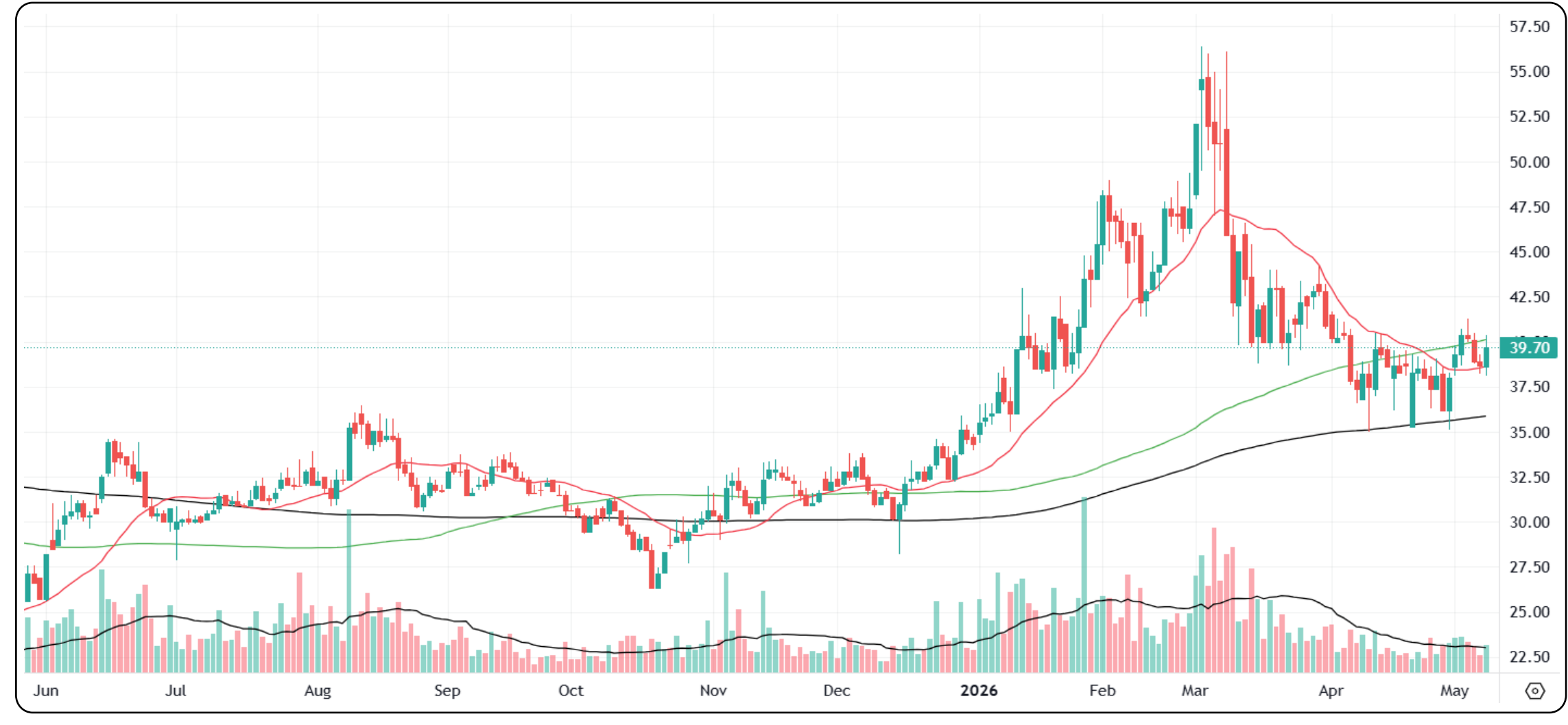
➤ PVT continues to fluctuate around the 22.7 mark, a resistance level that it attempted to surpass on April 23, 2026, and May 5, 2026. The trading range is showing a narrowing trend, and PVT is currently finding support at the MA(20). This signal could provide PVT with further opportunities to challenge a breakout above this resistance in the near future.



<b>Support</b>	<b>Current Price</b>	<b>Resistance</b>
38.0	39.7	44.0

➤ PVS is striving to find equilibrium above the MA(20) after climbing back above this line on May 4, 2026. Although its price action has not yet truly brightened, the stable signal above the MA(20) is providing PVS with an opportunity to challenge a potential short-term upward move.

**PVS**  
Sideway





**HIGHLIGHT POINTS**

**Analysis of New Liquidity Ratios in the Draft Circular Amending Circular 22/2019/TT-NHNN**

(Tung Do – [tung.dt@vpsc.com.vn](mailto:tung.dt@vpsc.com.vn))

- On April 29, 2026, the State Bank of Vietnam (SBV) published a draft circular amending Circular 22/2019/TT-NHNN (TT22), introducing several new provisions and changes to key safety ratios converging toward Basel III standards, specifically: (1) Adding a completely new ratio — the Leverage Ratio; (2) Upgrading three liquidity ratios: (i) the Liquidity Coverage Ratio (LCR) replacing the two existing payment capacity ratios (the liquidity reserve ratio and the 30-day payment capacity ratio); (ii) the Net Stable Funding Ratio (NSFR) replacing the Short-term Capital for Medium- and Long-term Lending ratio; and (iii) the Credit-to-Deposit Ratio (CDR) replacing the Loan-to-Deposit Ratio (LDR).
- The draft Circular sets a proposed effective date of January 1, 2028. It does not immediately mandate a 100% minimum threshold for LCR and NSFR; instead, these will be phased in, starting at a minimum of 70% and 90%, respectively, from 2028, gradually rising to 100% in 2031 (LCR) and 2030 (NSFR). Banks that do not meet the 100% minimum for LCR and NSFR by January 1, 2028 must maintain a CDR of no more than 85%. Once the new Circular takes effect, adequately capable banks may register with the SBV to immediately apply LCR and NSFR at 100% in lieu of the old TT22 requirements and will not be obligated to comply with the CDR. Meanwhile, the Leverage Ratio (LEV) — as a supplementary tool to capital adequacy requirements — will not be mandatorily effective from January 1, 2028, but will instead be applied at the Governor's discretion as needed in each period.
- We believe that the Draft Circular amending TT22 is not aimed at addressing current liquidity pressures within the banking system, but rather represents a planned upgrade of the liquidity management standards framework, designed to move closer to Basel III.
- The new liquidity ratios introduced in this draft are significantly stricter than the existing TT22 requirements, compelling banks to undertake a comprehensive restructuring of their balance sheets. For example, regulations encourage commercial banks to attract retail deposits (which are more stable in nature) over short-term interbank funding on the liability side, and to hold high-quality liquid assets (such as government bonds) while limiting illiquid, riskier assets (such as long-term real estate loans or high-risk corporate bonds) on the asset side. In terms of business impact, these regulations are likely to create structural shifts including rising cost of funds (due to increased competition for stable retail deposits in the primary market) and declining profitability and capital efficiency (due to the requirement to hold a portion of capital in High-Quality Liquid Assets (HQLA), which carry lower yields than commercial lending).

*[If you are interested in this content, please click on the link to view more details.](#)*



Date	Ticker	Current Price	Entry Price	Short-term Target Price 1	Short-term Target Price 2	Stop-loss	Exit Price	Gain/ Loss	Status	Change of VN-Index (*)
08/05	HPG	27.00	27.10	28.90	30.30	25.90		-0.4%		-0.7%
06/05	CTG	35.60	35.10	37.00	39.00	34.40		1.4%		1.1%
05/05	MWG	83.50	84.50	91.00	98.00	79.80		-1.2%		2.2%
28/04	DPR	41.75	40.60	43.50	48.00	38.90		2.8%		2.3%
28/04	PVS	39.70	36.20	40.00	43.00	34.80	40.20	11.0%	Closed (06/05)	2.0%
23/04	VNM	60.60	61.30	65.50	70.00	57.90		-1.1%		2.1%
23/04	REE	61.10	62.50	68.00	72.00	61.80	61.80	-1.1%	Closed (28/04)	1.0%
21/04	MSN	77.50	79.20	85.00	93.00	75.40		-2.1%		3.2%
20/04	DGW	41.50	45.30	49.00	53.50	43.40	43.40	-4.2%	Closed (28/04)	3.2%
15/04	ACB	22.75	23.80	25.40	27.00	22.80	22.80	-4.2%	Closed (05/05)	5.6%
14/04	VIB	15.95	16.70	17.80	19.60	15.60		-4.5%		7.8%
09/04	MBB	26.00	26.40	29.00	30.00	24.90		-1.5%		7.9%
<b>Average performance (QTD)</b>								<b>0.1%</b>		<b>3.8%</b>

(\*) Change of VN-Index (calculated from Recommendation date to position closing date) is the basis for comparing recommendation effectiveness.

## Vietnam events

Date	Events
01/04/2026	Publication of PMI (Purchasing Managers Index)
06/04/2026	Announcement of Vietnam's economic data March 2024
16/04/2026	Expiry date of 4111G4000 futures contract
20/04/2026	Announcement of VN Diamond and VN Finselect basket
29/04/2026	VN Diamond and VN Finselect index-related ETFs complete portfolio restructuring
01/05/2026	Publication of PMI (Purchasing Managers Index)
06/05/2026	Announcement of Vietnam's economic data April 2026
12/05/2026	MSCI announces new portfolio
21/05/2026	Expiry date of 4111G5000 futures contract
29/05/2026	MSCI-linked ETF completes portfolio restructuring
01/06/2026	Publication of PMI (Purchasing Managers Index)
06/06/2026	Announcement of Vietnam's economic data May 2026
05/06/2026	Puclication of FTSE ETF portfolio
12/06/2026	Puclication of VNM ETF portfolio
18/06/2026	Expiry date of 4111G6000 futures contract
19/06/2026	Related ETFs FTSE ETF and VNM ETF complete portfolio restructuring

\*MSCI assesses Vietnam stock market classification in Jun 2026

\*FTSE Russell assesses Vietnam stock market classification in March 2026 and publish the results in a report dated July 4, 2026.

## Global events

Date	Countries	Events
22/04/2026	UK	CPI y/y
24/04/2026	UK	Retail Sales m/m
30/04/2026	UK	Official Bank Rate
30/04/2026	EU	ECB Monetary Policy Statement
30/04/2026	US	Federal Funds Rate
30/04/2026	US	Core PCE Price Index m/m
30/04/2026	US	Advance GDP q/q
01/05/2026	EU	Final Manufacturing PMI
01/05/2026	UK	Final Manufacturing PMI
01/05/2026	US	ISM Manufacturing PMI
05/05/2026	US	JOLTS Job Openings
07/05/2026	US	Initial Jobless Claims
07/05/2026	US	Productivity and Costs (P) q/q
08/05/2026	US	Nonfarm Payrolls & Unemployment Rate
11/05/2026	China	CPI y/y & PPI y/y
12/05/2026	EU	Final CPI y/y
13/05/2026	US	CPI m/m & CPI y/y
14/05/2026	US	Initial Jobless Claims
14/05/2026	US	PPI m/m & PPI y/y
15/05/2026	US	Retail Sales m/m
15/05/2026	US	Prelim UoM Consumer Sentiment
18/05/2026	China	New Home Prices m/m
18/05/2026	China	Industrial Production y/y
18/05/2026	China	Retail Sales y/y
18/05/2026	China	Unemployment Rate
19/05/2026	UK	Claimant Count Change
20/05/2026	China	Loan Prime Rate (LPR)
20/05/2026	EU	ECB Non-Monetary Policy Meeting
21/05/2026	US	FOMC Meeting Minutes
21/05/2026	US	Initial Jobless Claims
22/05/2026	UK	Retail Sales m/m & GDP m/m
28/05/2026	US	Initial Jobless Claims
28/05/2026	US	Prelim GDP q/q
29/05/2026	US	Core PCE Price Index m/m & y/y

## RONGVIET RECENT REPORT

COMPANY REPORTS	Issued Date	Recommend	Target Price
GMD – Maintaining a leading position in port operations	Apr 24 <sup>th</sup> 2026	Buy – 1 year	90,300
HPG – Short-term impact, long-term growth	Apr 23 <sup>rd</sup> 2026	Buy – 1 year	33,200
HDB – Outstanding growth driven by expansion of non-NII streams	Apr 23 <sup>rd</sup> 2026	Accumulate – 1 year	31,200
OCB – Operating efficiency improved, supported by strong profit growth momentum	Apr 22 <sup>rd</sup> 2026	Accumulate – 1 year	13,300
GEG – Towards sustainable growth	Apr 22 <sup>rd</sup> 2026	Buy – 1 year	20,400

Please find more information at <https://www.vdsc.com.vn/en/research/company>

**RESEARCH CENTER**

**Nguyen Thi Phuong Lam – Director**

**Research Center**

+84 28 6299 2006 Ext: 1313

[lam.ntp@vdsc.com.vn](mailto:lam.ntp@vdsc.com.vn)

**Nguyen Dai Hiep – Director**

**Retail Research**

+84 28 6299 2006 Ext: 1291

[hiep.nd@vdsc.com.vn](mailto:hiep.nd@vdsc.com.vn)

**HEADQUARTER IN HO CHI MINH CITY**

1st floor to 8th floor, Viet Dragon Tower, 141 Nguyen Du, Ben Thanh Ward, Ho Chi Minh City

T (+84) 28 6299 2006 E [info@vdsc.com.vn](mailto:info@vdsc.com.vn)  
W [www.vdsc.com.vn](http://www.vdsc.com.vn) Tax code 0304734965

**HANOI BRANCH**

10th floor, Eurowindow Tower, 02 Ton That Tung, Kim Lien Ward, Hanoi

T (+84) 24 6288 2006  
F (+84) 24 6288 2008

**NHA TRANG BRANCH**

7th floor, Sacombank Tower, 76 Quang Trung, Nha Trang Ward, Khanh Hoa Province

T (+84) 25 8382 0006  
F (+84) 25 8382 0008

**CAN THO BRANCH**

8th floor, Sacombank Tower, 95-97-99 Vo Van Tan, Ninh Kieu Ward, Can Tho City

T (+84) 29 2381 7578  
F (+84) 29 2381 8387

**VUNG TAU BRANCH**

2nd floor, VCCI Building Tower, 155 Nguyen Thai Hoc, Tam Thang Ward, Ho Chi Minh City

T (+84) 25 4777 2006

**BINH DUONG BRANCH**

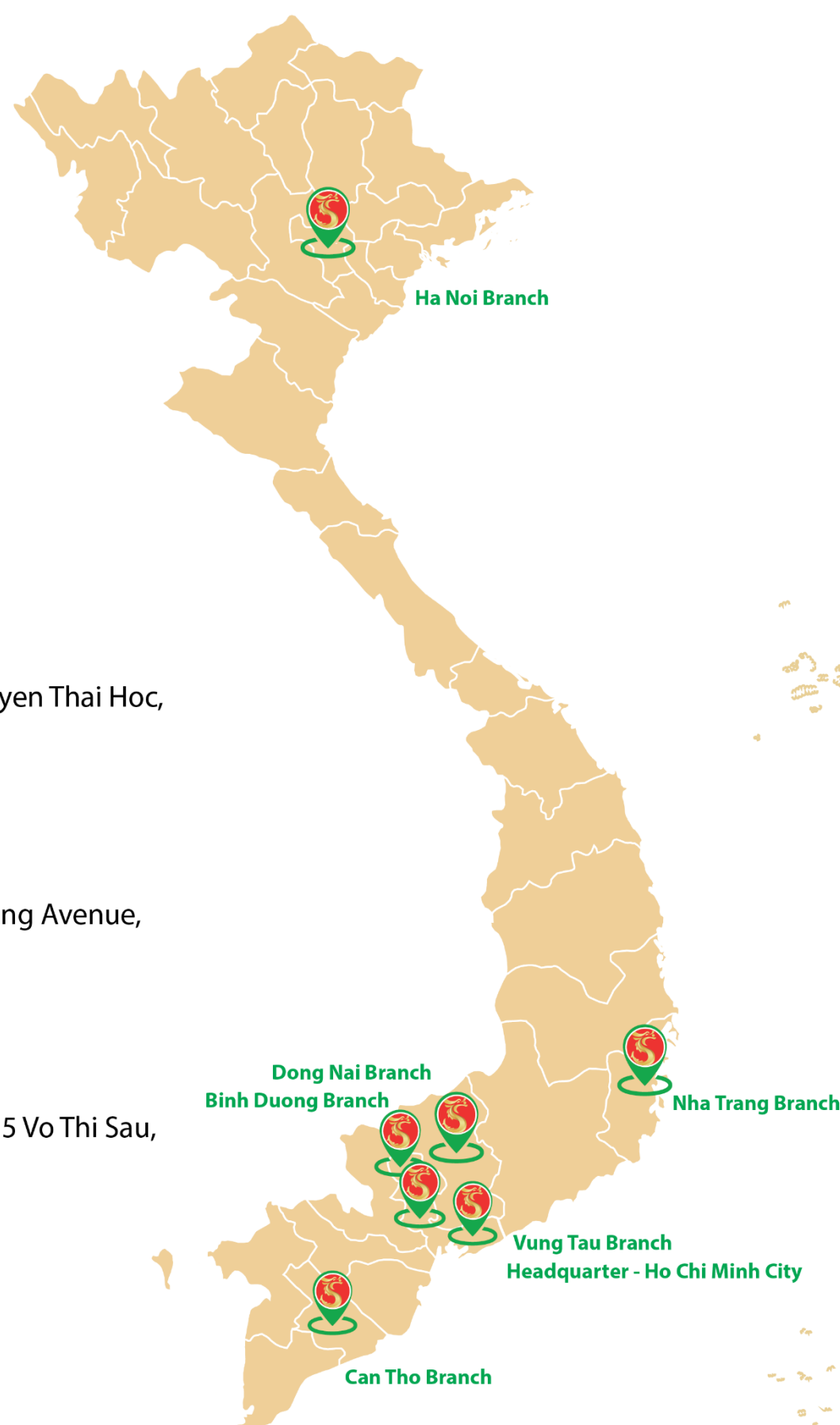
3rd floor, Becamex Tower, 230 Binh Duong Avenue, Phu Loi Ward, Ho Chi Minh City

T (+84) 27 4777 2006

**DONG NAI BRANCH**

8th floor, TTC Plaza Building Tower, 53-55 Vo Thi Sau, Tran Bien Ward, Dong Nai Province

T (+84) 25 1777 2006



## DISCLAIMERS

This report is prepared in order to provide information and analysis to clients of Rong Viet Securities only. It is and should not be construed as an offer to sell or a solicitation of an offer to purchase any securities. No consideration has been given to the investment objectives, financial situation or particular needs of any specific. The readers should be aware that Rong Viet Securities may have a conflict of interest that can compromise the objectivity this research. This research is to be viewed by investors only as a source of reference when making investments. Investors are to take full responsibility of their own decisions. VDSC shall not be liable for any loss, damages, cost or expense incurring or arising from the use or reliance, either full or partial, of the information in this publication.

The opinions expressed in this research report reflect only the analyst's personal views of the subject securities or matters; and no part of the research analyst's compensation was, is, or will be, directly or indirectly, related to the specific recommendations or opinions expressed in the report.

The information herein is compiled by or arrived at Rong Viet Securities from sources believed to be reliable. We, however, do not guarantee its accuracy or completeness. Opinions, estimations and projections expressed in this report are deemed valid up to the date of publication of this report and can be subject to change without notice.

This research report is copyrighted by Rong Viet Securities. All rights reserved. Therefore, copy, reproduction, republish or redistribution by any person or party for any purpose is strictly prohibited without the written permission of VDSC. Copyright 2022 Viet Dragon Securities Corporation.

### IMPORTANT DISCLOSURES FOR U.S. PERSONS

This research report was prepared by Viet Dragon Securities Corp. ("VDSC"), a company authorized to engage in securities activities in Vietnam. VDSC is not a registered broker-dealer in the United States and, therefore, is not subject to U.S. rules regarding the preparation of research reports and the independence of research analysts. This research report is provided for distribution to "major U.S. institutional investors" in reliance on the exemption from registration provided by Rule 15a-6 of the U.S. Securities Exchange Act of 1934, as amended (the "Exchange Act").

### Additional Disclosures

This research report is for distribution only under such circumstances as may be permitted by applicable law. This research report has no regard to the specific investment objectives, financial situation or particular needs of any specific recipient, even if sent only to a single recipient. This research report is not guaranteed to be a complete statement or summary of any securities, markets, reports or developments referred to in this research report. Neither VDSC nor any of its directors, officers, employees or agents shall have any liability, however arising, for any error, inaccuracy or incompleteness of fact or opinion in this research report or lack of care in this research report's preparation or publication, or any losses or damages which may arise from the use of this research report.

VDSC may rely on information barriers, such as "Chinese Walls" to control the flow of information within the areas, units, divisions, groups, or affiliates of VDSC.

Investing in any non-U.S. securities or related financial instruments (including ADRs) discussed in this research report may present certain risks. The securities of non-U.S. issuers may not be registered with, or be subject to the regulations of, the U.S. Securities and Exchange Commission. Information on such non-U.S. securities or related financial instruments may be limited. Foreign companies may not be subject to audit and reporting standards and regulatory requirements comparable to those in effect within the United States.

The value of any investment or income from any securities or related financial instruments discussed in this research report denominated in a currency other than U.S. dollars is subject to exchange rate fluctuations that may have a positive or adverse effect on the value of or income from such securities or related financial instruments.

Past performance is not necessarily a guide to future performance and no representation or warranty, express or implied, is made by VDSC with respect to future performance. Income from investments may fluctuate. The price or value of the investments to which this research report relates, either directly or indirectly, may fall or rise against the interest of investors. Any recommendation or opinion contained in this research report may become outdated as a consequence of changes in the environment in which the issuer of the securities under analysis operates, in addition to changes in the estimates and forecasts, assumptions and valuation methodology used herein.

No part of the content of this research report may be copied, forwarded or duplicated in any form or by any means without the prior.



## VIET DRAGON SECURITIES CORPORATION

Floor 1-8, Viet Dragon Tower, 141 Nguyen Du, Ben Thanh Ward, HCMC



+ 84 28 6299 2006



(+ 84) 28 6291 7986



www.vdsc.com.vn

## DISCLAIMERS

### RESEARCH DISCLOSURES

#### Third Party Research

This is third party research. It was prepared by Rong Viet Securities Corporation (Rong Viet), with headquarters in Ho Chi Minh City, Vietnam. Rong Viet is authorized to engage in securities activities according to its domestic legislation. This research is not a product of Tellimer Markets, Inc., a U.S. registered broker-dealer. Rong Viet has sole control over the contents of this research report. Tellimer Markets, Inc. does not exercise any control over the contents of, or the views expressed in, research reports prepared by Rong Viet.

Rong Viet is not registered as a broker-dealer in the United States and, therefore, is not subject to U.S. rules regarding the preparation of research reports and the independence of research analysts. This research report is provided for distribution to "major U.S. institutional investors" and other "U.S. institutional investors" in reliance on the exemption from registration provided by Rule 15a-6 of the U.S. Securities Exchange Act of 1934, as amended (the "Exchange Act").

Any U.S. recipient of this research report wishing to effect any transaction to buy or sell securities or related financial instruments based on the information provided in this research report should do so only through Tellimer Markets, Inc., located at 575 Fifth Avenue, 27<sup>th</sup> Floor, New York, NY 10017. A representative of Tellimer Markets, Inc. is contactable on +1 (212) 551 3480. Under no circumstances should any U.S. recipient of this research report effect any transaction to buy or sell securities or related financial instruments through Rong Viet. Tellimer Markets, Inc. accepts responsibility for the contents of this research report, subject to the terms set out below, to the extent that it is delivered to a U.S. person other than a major U.S. institutional investor.

None of the materials provided in this report may be used, reproduced, or transmitted, in any form or by any means, electronic or mechanical, including recording or the use of any information storage and retrieval system, without written permission from.

Rong Viet is the employer of the research analyst(s) responsible for the content of this report and research analysts preparing this report are resident outside the U.S. and are not associated persons of any U.S. regulated broker-dealer. The analyst whose name appears in this research report is not registered or qualified as a research analyst with the Financial Industry Regulatory Authority ("FINRA") and may not be an associated person of Tellimer Markets, Inc. and, therefore, may not be subject to applicable restrictions under FINRA Rules on communications with a subject company, public appearances and trading securities held by a research analyst account.

Tellimer Markets, Inc. or its affiliates has not managed or co-managed a public offering of securities for the subject company in the past 12 months, has not received compensation for investment banking services from the subject company in the past 12 months, and does not expect to receive or intend to seek compensation for investment banking services from the subject company in the next three months. Tellimer Markets, Inc. has never owned any class of equity securities of the subject company. There are no other actual, or potential, material conflicts of interest of Tellimer Markets, Inc. at the time of the publication of this report. As of the publication of this report, Tellimer Markets, Inc. does not make a market in the subject securities.

#### **About Tellimer**

Tellimer is a registered trade mark of Exotix Partners LLP. Exotix Partners LLP and its subsidiaries ("Tellimer") provide specialist investment banking services to trading professionals in the wholesale markets. Tellimer draws together liquidity and matches buyers and sellers so that deals can be executed by its customers. Tellimer may at any time, hold a trading position in the securities and financial instruments discussed in this report. Tellimer has procedures in place to identify and manage any potential conflicts of interests that arise in connection with its research. A copy of Tellimer's conflict of interest policy is available at [www.tellimer.com/regulatory-information](http://www.tellimer.com/regulatory-information).

#### **Distribution**

This report is not intended for distribution to the public and may not be reproduced, redistributed or published, in whole or in part, for any purpose without the written permission of Tellimer. Tellimer shall accept no liability whatsoever for the actions of third parties in this respect. This report is for distribution only under such circumstances as may be permitted by applicable law.

This report may not be used to create any financial instruments or products or any indices. Neither Tellimer, nor its members, directors, representatives, or employees accept any liability for any direct or consequential loss or damage arising out of the use of all or any part of the information herein.

**United Kingdom:** Distributed by Exotix Partners LLP only to Eligible Counterparties or Professional Clients (as defined in the FCA Handbook). The information herein does not apply to, and should not be relied upon by, Retail Clients (as defined in the FCA Handbook); neither the FCA's protection rules nor compensation scheme may be applied.

**UAE:** Distributed in the Dubai International Financial Centre by Exotix Partners LLP (Dubai) which is regulated by the Dubai Financial Services Authority ("DFSA"). Material is intended only for persons who meet the criteria for Professional Clients under the Rules of the DFSA and no other person should act upon it.

**Other distribution:** The distribution of this report in other jurisdictions may be restricted by law and persons into whose possession this document comes should inform themselves about, and observe, any such restriction.



**VIET DRAGON SECURITIES CORPORATION**

Floor 1-8, Viet Dragon Tower, 141 Nguyen Du, Ben Thanh Ward, HCMC



+ 84 28 6299 2006



(+ 84) 28 6291 7986



[www.vdsc.com.vn](http://www.vdsc.com.vn)